

DR. ROBERT J. GILBERT PRESENTATION - ARKADIA 2023

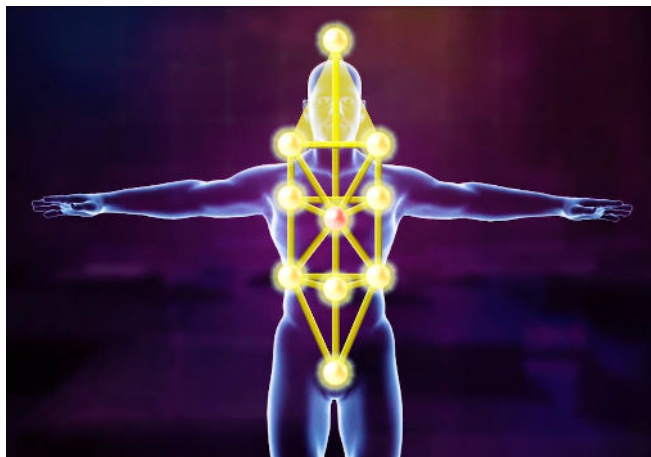
WWW.VESICA.ORG

SACRED GEOMETRY: Everything in creation has a pattern of energy and consciousness behind it, which manifests its form when it crystallizes into physical reality. Sacred Geometry is the study of the hidden patterns which can empower us to consciously create our perfect lives and a perfect world. See my Gaia TV series ***Sacred Geometry*** for more information.

SPIRITUAL INITIATION: The process of awakening and activation of our higher energy and consciousness, to manifest our full divine potential & powers. The beginning of this process is to ***Remember Who We Are, Why We Are Here, and What We Came To Do In This Incarnation.***

One method of Spiritual Initiation is to activate key Sacred Geometry patterns in your energy body, for example the pattern shown here which has various names including the “Tree of Life” and was taught in my Gaia TV Series ***Sacred Geometry*** as the Geometry of Life Design (GOLD).

Another classical method is through the proper use of psychotropic substances.



PSYCHOTROPICS: Today we examine effects of psychotropics in terms of chemicals and their receptors in the brain and body. However in the ancient world a different understanding prevailed: ***that psychotropics expand the Life Energy Body (Chi, Ki, Prana, Ether) further outside the physical body than usual.*** This has two very important immediate effects:

1. ENERGY: It can lead to very intensified energetic sensations in the body, and being much more acutely aware of the precise movements of energy within specific body parts and energy meridians. These energy movement patterns were in most cases always present, but only in this heightened state do most people become aware of these energy movement patterns and what a profound role they play in our states of energy, emotion, and consciousness.

2. CONSCIOUSNESS: It can open up direct perception of non-physical realities; at lower dosages this often becomes awareness that “thoughts are things” and your and other peoples thoughts and emotions can become visible to inner vision. At higher dosages, the energy patterns behind physical forms become visible; then non-physical worlds of light, color, sound, sacred geometry etc. become visible; then the spiritual beings in these higher planes become visible (these may be either less advanced or more advanced than higher beings).

SELECTIVE AND TOTAL ACTIVATION OF THE 3 INTERNAL “ELIXIR FIELDS”

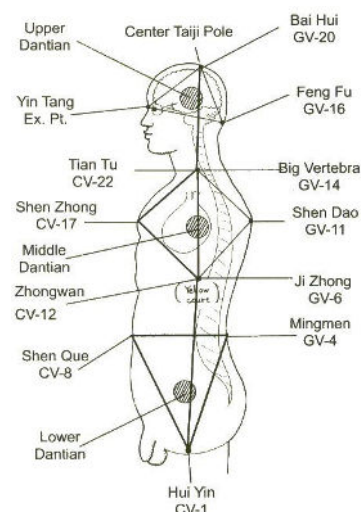
Different substances will activate one or more of the three main energetic processing centers in the human body. These three centers are known to most major world spiritual traditions. They are called Thinking, Feeling and Willing by the Rosicrucians; Thought, Speech, and Action by the Buddhists; and the Upper, Middle, and Lower Elixir Fields (Dan Tien) by the Daoists of China. In terms of the most popular psychotropics in modern culture:

* **Mushrooms, LSD, Peyote** etc. primarily activate the Upper Dan Tien /Head/ Centers above the Head

* **MDA (Sassafras) and MDMA (Ecstasy, Molly)** primarily activate the Middle Dan Tien / Heart (Oxytocin is a non-psychoactive applicable here)

* To Ground these Effects in the Lower Dan Tien / Abdomen / Sexual Center / Will Center other substances can be added. Those that work for both men and women include **Tadalafil (generic of Cialis), Apomorphine (activates sexual centers in brain), or the peptide PT-141**; effects vary from person to person so optimal substances for each person need to be tested using Vibrational Radiesthesia (see the **Personal Wavelength** online training on www.vesica.org) Also strengthening & grounding herbs (ginseng etc.) can be used for helping to ground into the Lower Dan Tien. Wearing non-magnetized Hematite jewelry also helps.

Activate all 3 Elixir Fields in the human energy body to attain optimal spiritual initiation effects.



METHODS TO ASSIST SPIRITUAL DEVELOPMENT

1. Train yourself to Reverse the “Reactive Mind” responses. When losing your orientation in space/time in higher consciousness states, the animal response is to panic, to try to grasp and control the situation through escalating stress. You can train yourself to respond to higher consciousness shifts by relaxing deeply, letting go, rather than tensing up in a stress response. This involves conscious tension release in body areas and through breath work etc.

2. Stabilized Breathing: Controlling stress and other physiological and psychological responses through breath work is an ancient science. One of the simplest and best known modern methods is “four-fold” or “square” breathing. Inhale as deep into the abdomen as possible, so that the lower belly expands outwards, to the count of 4; then hold the breath in for a count of four; then exhale while flattening the belly (contracting the stomach muscles and pulling the navel in towards the spine) for a count of four; then holding the lungs empty for a count of four. This calms the nervous system and stabilizes the emotions.


If feeling unstable, drink a warm drink, preferably a strengthening and grounding herbal tea, to help stabilize your system; eating solid food can also help. If overheating, drink cold drinks or take a cold shower.

MOVEMENTS OF CONSCIOUSNESS & ENERGY FOR SPIRITUAL INITIATION

1. Movement into a Center and out from a Center to a surrounding Sphere.

The two stages of this essential energetic “breathing” pattern is described in detail in my online course **Essential Teachings and Practices of Spiritual Science** under the name of “Zero-Point Centering” and “Radiance”.

2. Torus circulation (see image to right).



-
- The diagram illustrates the Human Energy System, showing the Functional Channel (left) and the Governing Channel (right) relative to a human silhouette. The Functional Channel is represented by a yellow line with orange flame-like symbols, and the Governing Channel is represented by a yellow line with red flame-like symbols. The chakras are labeled as follows:
- Functional Channel (Left):**
 - Ajna (Pituitary Gland):** Located at the top of the head.
 - Hsuan-Chi (Throat):** Located in the throat area.
 - Heart Center:** Located in the heart area.
 - Chung Wan (Solar Plexus):** Located in the upper chest area.
 - Dan Tien:** Located in the lower abdomen area.
 - Ren 2:** Located in the lower abdomen area, below Dan Tien.
 - Ren 1 (Hui Yin or Perineum):** Located at the base of the spine.
 - Governing Channel (Right):**
 - Bai Hui (Highest Point):** Located at the top of the head.
 - Yui-Gen (Cranial Pump):** Opposite of Ajna.
 - Ta-Chui (Opposite of Throat Center):** Located in the throat area.
 - Gia-Pe (Opposite of Heart Center):** Located in the heart area.
 - Chi-Chung (Adrenal, pump):** Opposite of Solar Plexus.
 - Ming-Men (Kidney):** Opposite Navel.
 - Chang-Chiang (Sacrum Pump):** Located in the lower back area.
- A red arrow labeled "START" points downwards from the Dan Tien area, indicating the direction of energy flow. A legend at the bottom indicates that orange flame symbols represent the Male, or Governing Channel, and red flame symbols represent the Female, or Functional Channel.

A woman stands on a white rectangular pedestal against a light blue background. She is wearing a dark, form-fitting dress. A vibrant, multi-colored aura surrounds her, with a bright vertical beam of light passing through the center of her body. The aura consists of several horizontal bands of color: purple at the top, followed by blue, green, yellow, orange, and red at the bottom. The overall effect is one of radiance and transformation.

A woman stands on a white rectangular pedestal against a light blue background. She is wearing a dark, form-fitting dress. A vibrant, multi-colored aura surrounds her, with a bright vertical beam of light passing through the center of her body. The aura consists of several horizontal bands of color: purple at the top, followed by blue, green, yellow, orange, and red at the bottom. The overall effect is one of radiance and transformation.